Every Cherry

Big stories, fewer barriers.

Symbolised Little Cherries

Scoop's True Story

Teaching and Learning Resources

About This Resource

This resource can be used by parents, teachers, carers and young readers.
It is designed to provide fun, engaging and creative ideas to explore Scoop's True Story.

The resources are suitable to use in and out of the classroom, allowing young readers to get even more out of the book!

Summary

Scoop lives in Happy Hills Orchard. Scoop works for the orchard newspaper, writing stories for cherries to read. But sometimes Scoop's stories are not true.

The little cherries don't want to read made up stories anymore, so Scoop has to find something true to write about. Scoop searches the orchard for a true story. When they find Dizzy stuck in the mud, they have something true to write about.

The cherries love Scoop's true story! Scoop learns that true stories are much better than made-up ones!

Happy Hills Orchard

Happy Hills Orchard is a happy little orchard where the little cherries live, learn and have fun! There are lots of little cherries in the orchard and each little cherry is different. Find out about all the little cherries in each book.

But What Is an Orchard?

An orchard is an area of land where fruit trees are grown. The Happy Hills Orchard grows cherry trees but an orchard can grow lots of different fruit trees. Fruit trees can also grow in a garden, a park or woodlands. But it is only an orchard when there are lots of fruit trees growing together.

Activity: *Create a tray filled with small pom poms as cherries. Move the cherries from the tray into a bowl counting them as you go.*
To adapt this activity, you can use your fingers in a pincer grip or children's tweezers to move the cherries. You could also make it trickier by adding tape across the top of the tray to create a maze to get the cherries out of.



Introducing Scoop

This is Scoop. They are the main character in Scoop's True Story.

- *Scoop is a dark red cherry with a green stalk and a small orange hat.*
- *Scoop writes stories for the orchard newspaper.*
- *Sometimes Scoop's stories are not true and the cherries do not like this.*
- *Scoop finds out that if they work hard to find the truth, they can write a good story for the newspaper.*

Activity 1: Truth or Lie?

Think of two stories about yourself. One is true and one is not. Tell your friends the stories and then get them to vote on which one was true and which one was a lie.
You could also do this with staff in school and they could tell the readers two stories and get them to vote and see which one as the truth.

This activity will encourage the readers to talk to each other and problem solve.

Activity 2: News, News, Read All About It!

Scoop writes for the orchard newspaper.

Create your own newspaper about events either in your school or at home.
You can write a news report, draw picture of a news story or record a news report behind your own news reporter desk.

Think of 3 ideas you could add to your newspaper and draw them in the cherries below.

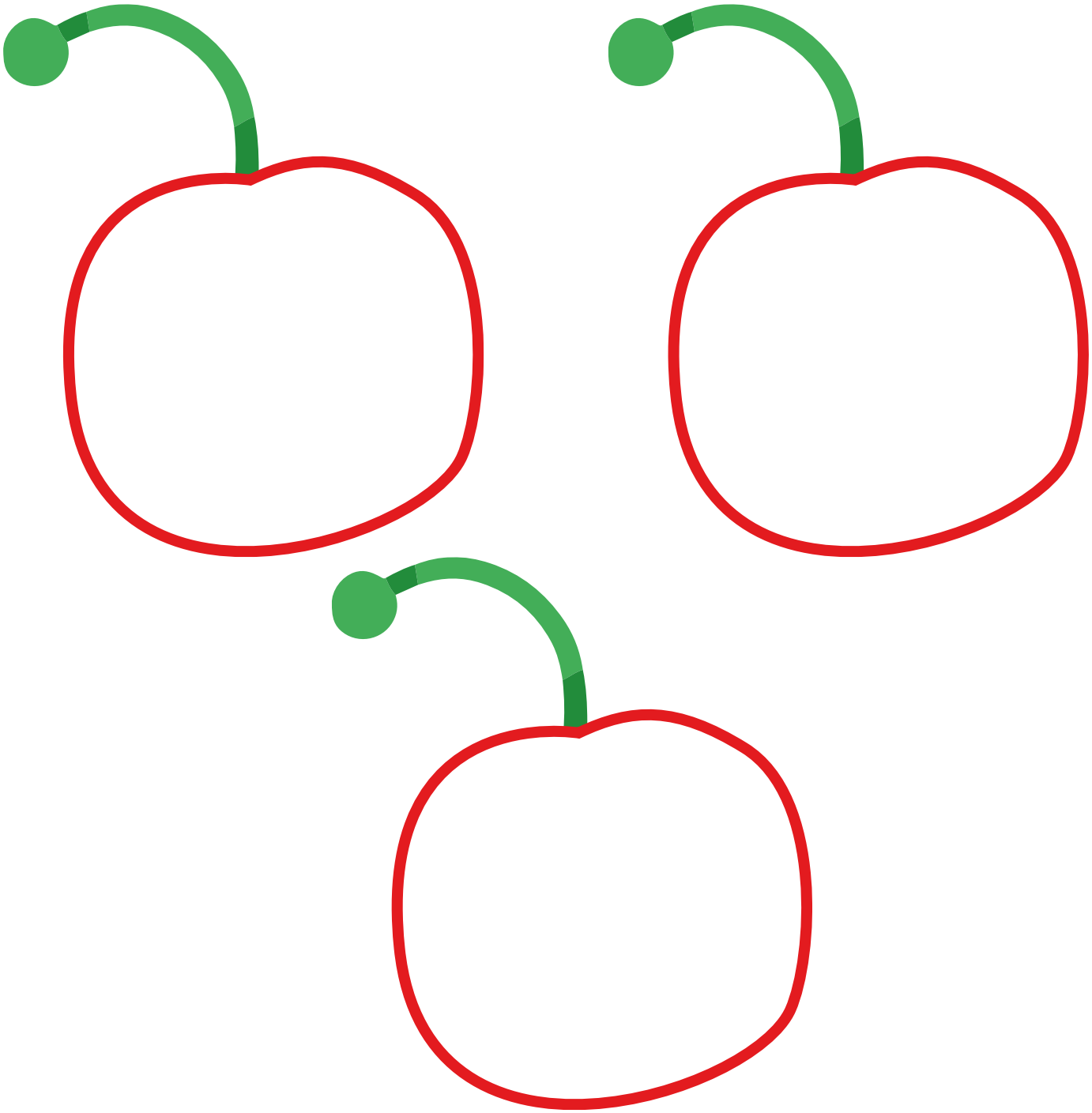

Activity 3: Always the Truth

Scoop told some stories that were not true but the other cherries didn't like that.

Can you complete the activity below either as a group or individually. You can write or draw in each section.

How do you feel when somebody tells a lie?

How do you feel when somebody tells the truth?

Is it a good idea to tell a lie?

Why should you always tell the truth?

Activity 4: How Would You Feel?

Scoop had some other questions that they wanted to write about in the newspaper. Write your own news report answering the question, draw a picture or talk about what you think and why.

Are cherries getting smarter?

Are there ghosts in the orchard?

Do cherries like wearing hats?

- *What stories did Scoop make up?*
- *What was Scoop's job in the orchard?*
- *How do you think Scoop felt when they wrote their first true story?*
- *Why do you think the other cherries didn't like Scoop's stories when they weren't real?*
- *Have you ever told a lie? How did it make you feel?*

Extra Fun Challenges!

- *Make your own finger puppets to retell the story.*
- *Set up your own mystery to investigate. You could have a missing cherry in your setting that you need to find. Follow the clues to solve the puzzle.*





News



Story



True

Look

Every Cherry

Big stories, fewer barriers.

This Teaching and Learning Resource has been written by Katie Corrigan as part of Every Cherry Publishing.

For more resources like this one, please visit: https://www.everycherry.com/resources